
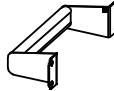
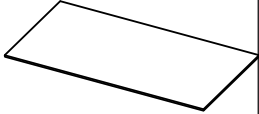






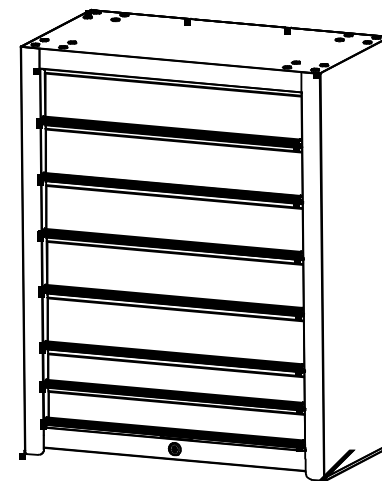



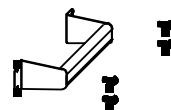
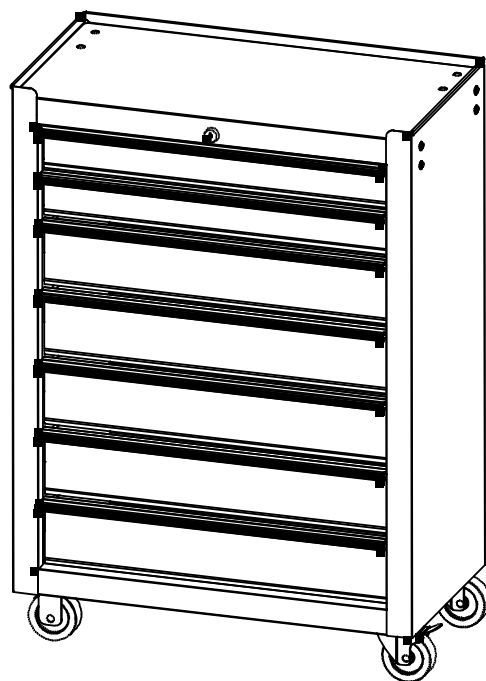
			množství
1	skříňka		1
2	rukojeť		1
3	ztlumovací podložka		1
4	3-palcové otočné kolečko		1
5	3-palcové pevné kolečko		2
6	3-palcové brzdové kolečko		1
7	M8 šroub		16
8	M8 těsnění		16
9	M6*16 šroub		4

1



Otočte skříňku dnem vzhůru a namontujte kolečka.

2



2 otočná kolečka  
namontujte na stejnou  
stranu jako rukojeť.

3

